



# Car Camping Specialist

DAC Catalog 2024

[www.dacmake.com](http://www.dacmake.com)





# Product



★ Rooftop Tent



★ Pickup Cap Tent (canopy tent)



★ Car Side Awning (90°, 180°, 270°, 360°)



★ Car Roof Racks



★ Folding Wagon



★ Inflation Tent



★ Hotel Tent + Container House  
(Details are in another file)





# Rooftop Tent + Canopy Tent Overview

Alu

&

ABS

&

Soft

Top

T21A



1x Side Slot

T21AD



2x Side Slot

T21AH



4x Side Slot  
7.5cm mattress

T21DE



2x Side Slot

2024 NEW

T22A



1x Side Slot

T22AD



2x Side Slot

T22AH



4x Side Slot  
7.5cm mattress

T32A



1x Side Slot  
with roof rack

T41AT



2024 NEW



T23C



1cm mattress

T23X



5cm mattress

T23XH



7.5cm mattress

AT12



Z shape tent

T41AD



Open-Lid

T24T



Folding Pop-up

T25T



2024 NEW

## The 3rd Generation

**Roof:** Alumimun Sheet  
**Floor:** 2-layer Alumimun Board  
+ Alumimun Profile  
+ Alumimun Corner

D01



Q01



Q02



D02



## The 2nd Generation

Z01



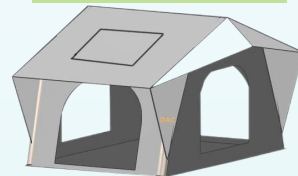
## The 1st Generation

T21P



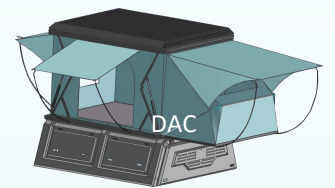
PVC Roof  
2x Side Slot

## Inflated



HOT

## Canopy + Tent





## T21A

Aluminium Shell (1 x Side Slot )

### Features:

- 🔥 2-Layer strong aluminium floor
- 🔥 Waterproof aluminium shell design
- 🔥 Outdoor UV-proof shell
- 🔥 Optional function: carry Surfboard / Solar panel / Bike on tent roof



\*Roof rail above tent and solar panel are both optional

	Sleeps	Product Weight	Closed Size WxLxH	Open Height
T21-130	1-2 Person	52kgs (115 lbs)	130 x 200x 15cm	155cm (with slot)
T21-140	1-2 Person	52kgs (115 lbs)	140 x 200x 15cm	
T21-150b	2-3 Person	63 kgs (139 lbs)	150 x 210x 15cm	
T21-150	2-3 Person	63 kgs (139 lbs)	150 x 220x 15cm	
Customized size				

### 2 Versions:

- Manual (Gas Strut)
- Electric + Remote

No side slot on roof  
1x side slot on floor



Flat Corner

**T21AD**  
Aluminium shell (2x Side Slot)

Special Waterproof Shell Design

**Features:**

- 🔥 **14cm slim thickness**  
(without roof rack basket)
- 🔥 **2x side slots:** For mounting awning, annex, water tank, LED light and so on.)



	Sleeps	Product Weight	Closed Size WxLxH	Open Height
T21AD-130	1-2 Person	54.2 kgs(149 lbs)	130 x 210x 14cm	155cm
Customized size				



Flat Corner

**2 Versions:**

- Manual (Gas Strut)
- Electric + Remote

**T21AH**  
Aluminium shell (4x Side Slot)

Special Waterproof Shell Design

**Features:**

- 🔥 **22cm slim thickness**
- 🔥 **7.5cm Mattress defaulted**
- 🔥 **4x side slots** for mounting awning or annex, water tank, LED light and so on.



	Sleeps	Product Weight	Closed Size WxLxH	Open Height
T21AD-130	1-2 Person	67.5 kgs(149 lbs)	140 x 216x 22cm	167cm
Customized size				



Round Corner

**2 Versions:**

- Manual (Gas Strut)
- Electric + Remote



## T22A


Flat roof (1x side slot)

### Features:

- 🔥 **Waterproof Shell** (no seal on top)
- 🔥 **3cm/5cm Mattress defaulted**
- 🔥 **None-gap-edge craft**
- 🔥 **20cm slim thickness**



	Sleeps	Product Weight	Closed Size WxLxH	Open Height
T22-130	1-2 Person	65kgs (143lbs)	130 x 200 x 20cm	102cm
T22-150b	2-3 Person	71 kgs (156lbs)	150 x 210 x 20cm	
T22-150	2-3 Person	71 kgs (156lbs)	150 x 220 x 20cm	
Customized size				



\*Roof rail above tent is optional

## T22AD

Flat roof (2x Side Slot)

### Features:

- **19cm slim thickness**
- **3cm/5cm Mattress**
- **2x side slots** For mounting awning or annex, water tank, LED light and so on.



\*Arm can be put inside of tent, but inside space will be less

	Sleeps	Product Weight	Closed Size WxLxH	Open Height
T22AD-130	1-2 Person	70kgs (154lbs)	140 x 210 x 14cm	107cm
Customized size				

## Special Waterproof Shell Design

1x side slot on roof  
1x side slot on floor



Flat Corner

2x side slot on roof  
2x side slot on floor



Round Corner

## T22AH

Flat roof (4x Side Slot)

### Features:

- **22cm slim thickness**
- **7.5cm Mattress defaulted**, max 9-10cm
- **4x side slots** for mounting awning or annex, water tank, LED light and so on.
- **Larger inside space**



	Sleeps	Product Weight	Closed Size WxLxH	Open Height
T22AH-140	1-2 Person	70kgs (154lbs)	140 x 210 x 22cm	108cm
T22AH-150	2-3 Person	70kgs (154lbs)	150 x 210 x 22cm	
Customized size				

## T23C

2x side slot, slim model

### Features:

- 🔥 Folding hard shell tent, small size after folding
- 🔥 **1.5cm Mattress**
- 🔥 **14.5cm Slim thickness**  
(Without roof rack basket)
- 🔥 **2x Side slots** For mounting awning or annex, water tank, LED light and so on.



	Sleeps	Product Weight	Closed Size WxLxH	Open Size WxLxH
T23C-130	1-2 Person	41kgs (90 lbs)	130 x 110 x 14.5cm	130 x 201 x 108cm
T23C-150	2-3 Person	46 kgs (101 lbs)	150 x 110 x 14.5cm	150 x 201 x 108cm
T23C-170	2-3 Person	49 kgs (108 lbs)	170 x 125 x 14.5cm	170 x 200 x 130cm
T23C-200	3-4 Person	55 kgs (121 lbs)	200 x 125 x 14.5cm	200 x 200 x 130cm
Customized size				

## T23X

1x side slot on floor

### Features:

- 🔥 Folding hard shell tent, small size after folding
- 🔥 **5cm Mattress Defaulted**
- 🔥 **20cm Slim thickness**  
(Without roof rack basket)
- 🔥 **Large inside space**



	Sleeps	Product Weight	Closed Size WxLxH	Open Size WxLxH
T23X-130	1-2 Person	50 kgs (110 lbs)	130 x 115 x 20cm	130 x 220 x 120cm
T23X-160	2-3 Person	55 kgs (121 lbs)	160 x 115 x 20cm	160 x 220 x 120cm
T23X-220	3-4 Person	63 kgs (139 lbs)	220 x 125 x 20cm	220 x 220 x 120cm
Customized size				

DAC T23C on Tank 300

DAC T23C on Mini EV

Optional roof rack basket

Closed




Open



### 2-style of Rainfly:

A

B

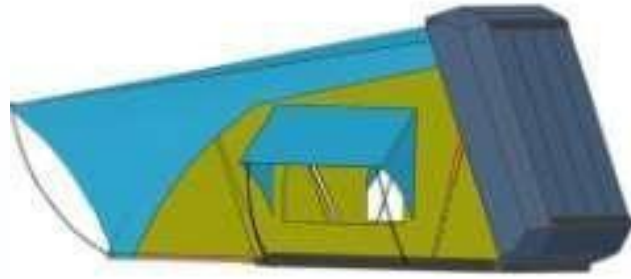


Optional roof rack basket



## T23XH

(High Version of T23X)



### Features:

- 🔥 Folding hard shell tent
- 🔥 **7.5cm Mattress Defaulted**
- 🔥 **27cm tent thickness**, larger inner space in closing state
- 🔥 **Large inside space**

	Sleeps	Product Weight	Closed Size WxLxH	Open Size WxLxH
T23XH-160	2-3 Person	69 kgs (152 lbs)	160 x 120 x 27cm	160 x 220 x 120cm
T23XH-210	3-4 Person	75 kgs (165 lbs)	220 x 125 x 27cm	210 x 220 x 120cm
Customized size				



Optional roof rack basket



## T41AD

Triangle Z shape Extension Tent

### Features:

- 🔥 **2-side folding, Z shape**
- 🔥 **Spacious foot side**
- 🔥 All-round view, with 4 sides doors and windows
- 🔥 **19cm** slim thickness
- 🔥 **3cm / 5cm** mattress



# 2023 NEW

## T24T

Folding Hard Shell Tent

### Features:

- 🔥 Folding hard shell tent
- 🔥 **Small size** after folding, suitable for mini car
- 🔥 **3 Slots** for more optional functions
- 🔥 **17.5cm** slim thickness
- 🔥 **3cm** thickness mattress



	Sleeps	Product Weight	Closed Size WxLxH	Open Height
T41AD-130	1-2 Person	58 kgs(128 lbs) -PVC 62 kgs(136 lbs)-Alu	130 x 210x 19cm	150cm
Customized size				

	Sleeps	Product Weight	Closed Size WxLxH	Open Height
T24T-130	1-2 Person	51 kgs(112 lbs) -PVC 55 kgs(121 lbs) -Alu	130 x 150x 17.5cm	105cm
Customized size				

## 2-way shell opening



## Waterproof Open Lid

### 2 Versions:

- Manual (Gas Strut)
- Electric + Remote



**T32A**  
1x Side Slot

**Built-in roof racks**

**Features:**

- 🔥 **Built-in roof racks**
- 🔥 **21cm slim thickness**
- 🔥 **3cm mattress**



	Sleeps	Product Weight	Closed Size WxLxH	Open Height
T32A-130	1-2 Person	71 kgs(157 lbs)	130 x 200x 21cm	108cm (with roof rack)
T32A-150	2-3 Person	80 kgs(176 lbs)	130 x 200x 21cm	
T32A-150b	2-3 Person	80 kgs(176 lbs)	130 x 210x 21cm	
Customized size				

\*Arm can be put inside of tent, but inside space will be less

**Built-in roof racks**



**AT12**  
1 side slot on floor

**z-shape**

**Features:**

- 🔥 **Two-side folding, Z-shape special design**
- 🔥 **21cm slim thickness**
- 🔥 **3cm mattress**



	Sleeps	Product Weight	Closed Size WxLxH	Open Height
AT12a	2-3 Person	72 kgs(159 lbs)	142 x 220x 18.5cm	110cm
AT12b	2-3 Person	72 kgs(159 lbs)	142 x 210x 18.5cm	
Customized size				



**2 Versions:**

- Manual (Gas Strut)
- Electric

# PK23

Pickup Top with Hidden Tent

## Canopy + Hidden Tent



### Features:

- 🔥 **Hidden Tent in Topper**
- 🔥 **Different Materials for options:**
  - Steel
  - Aluminium
- 🔥 **More storage space (Topper and roof racks)**

Sample	Sleep	Bed Size	Weight	
For Toyota Tundra	1-2 Person	1312 x 2100mm	Aluminium: 100kgs	Steel: 150kgs
For Ford F-150	1-2 Person	1212 x 2140mm		
Customized size according to pickup model				

(Other pickup can be customized)


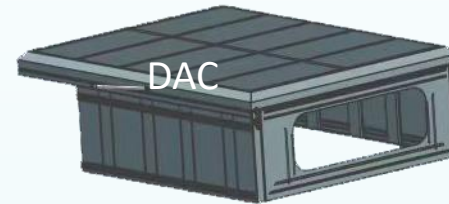
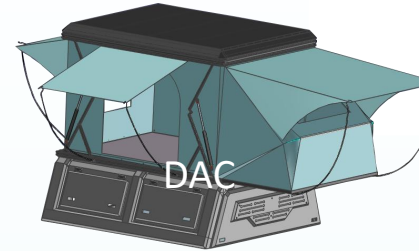


**HIDDEN TENT IN TOPPER  
TRUCK TOPPER>>>**



Roof Rack is optional

## Canopy + Tent Other Style



go inside from canopy

2024 NEW

T21DE

Aluminium Quadrilateral Roof Top Tent

Features:

- Optional skylight
- Large inner space
- Quickly set up and fold down the tent



DAC

	Sleeps	Product Weight	Closed Size WxLxH	Open Height
T21DE	2-3 Person	72 kgs(159 lbs)	140 x 210x 14cm	155cm
Customized size				

Large Skylight



1x side slot on roof  
1x side slot on floor

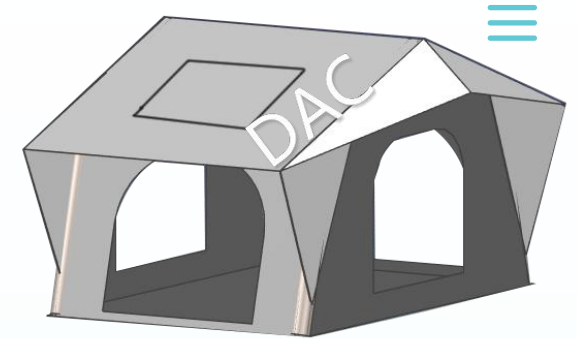


Round Corner

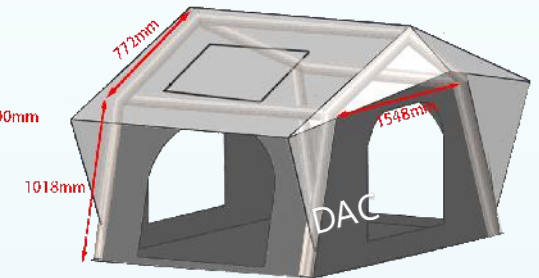
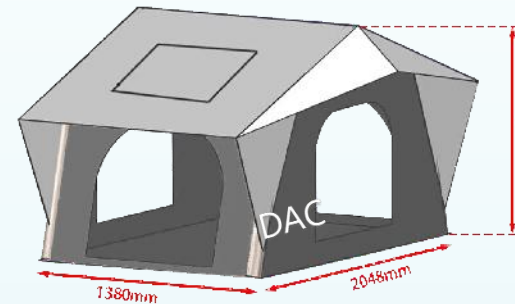
Inflatable Tent

Features:

- Air tube structure, easy assemble**
- Light weight**
  - Inflatable Tent: 9kgs
  - Platform: 17kgs
- Multifunctional**
  - Installed on the car
  - Placed on the floor



Optional Aluminium Platform



**Z01**  
Soft Top Tent

**Features:**

- 🔥 Ultra Light Weight (38~60KGS)
- 🔥 2 Extra struts for stability
- 🔥 24 slim thickness
- 🔥 3cm mattress



Soft Top

**T21P**  
PVC roof, 2x Side Slot

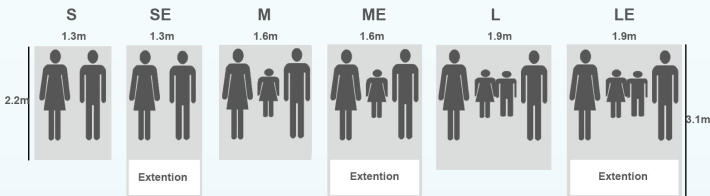
**Features:**

- 🔥 Roof material: PVC + Alu frame
- 🔥 17cm slim thickness
- 🔥 Light weight
- 🔥 Entry level with economic price




	Z01-S	Z01-SE	Z01-M	Z01-ME	Z01-L	Z01-LE
Sleeps:	1-2	1-2	2-3	2-3	2-4	2-4
Open Size:	130x220x130cm	130x310x130cm	160x220x130cm	160x310x130cm	190x240x130cm	190x310x130cm
Close Size:	130x115x26cm	130x125x26cm	160x115x26cm	160x125x26cm	190x125x26cm	190x125x26cm

	Sleeps	Product Weight	Closed Size WxLxH	Open Height
T21P-130	2-3 Person	47 kgs(104 lbs)	130 x 200x 17cm	155cm
Customized size				



600D PVC





# More Options for Rooftop Tent



- LED Strip
- LED Light (removable)
- USB/Ciga Port
- Solar Panel
- Thicker Mattress
- 3D Mesh (Condensation Mat)
- Cross Bars (on top of tent)
- Ceiling Storage Bag
- Ceiling Net
- Stainless Steel Gas Strut
- Electric Arm (some models only)
- Latch with keys
- Annex Room
- Customized Color Shell
- Extra Slots
- Aluminium/Plastic Handle
- Special Design Shoes Bag
- Large Rainfly
- Warm Pipe Hole
- Repair Patch
- Bungee Cord
- Insulation Liner
- Transparent TPU window
- Special Design Shoes Bag
- ... and so on

**Contact us  
for details**

# Awning Overview

## 90° Awning

### Product Size (L\*W\*H)


- 200 x 200 x 200 cm
- 200 x 250 x 200 cm
- 250 x 250 x 200 cm
- 250 x 300 x 200 cm
- 300 x 300 x 200 cm



PVC Bag



Alu Box



## Options

Side Awning



Awning Room (with PVC floor)



Mosquito Room (with PVC floor)



### Specification

Frame Material	Aluminum Alloy
Cover	Laminated PVC sheet
Fabric Material	420D/600D Waterproof Fabric with PU coating
Fabric Color	Gray/Khaki
Doors	1x Door (2 layers)
Windows	3x Windows (2 layers)
Option	Awning room mosquito room water tank change room Floor

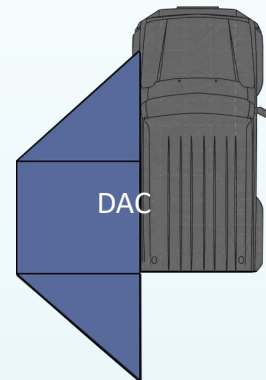
### Car Side Shower Tent



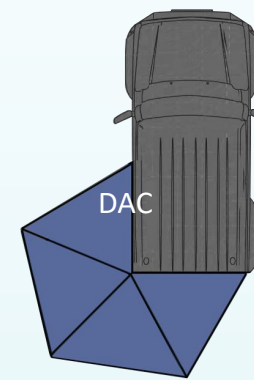
## 180° Awning

### Product Size (R)

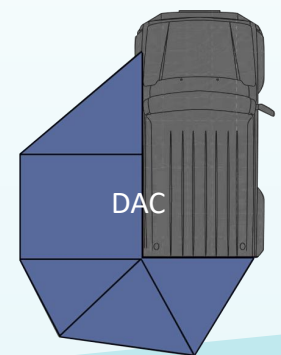
- 200 cm
- 250 cm



## 270° Awning



## 360° Awning



# Car Roof Racks Overview



# Folding Wagon Overview

FWA5



Size: 78\*47\*91cm

Wheel: 5" PVC

Packing Size: 49\*14\*67cm  
20GP: 605ctns

FWA8



Size: 99\*51\*103cm

Wheel: 8" Rubber

Packing Size: 52\*21\*76cm  
20GP: 354ctns

Accessory:

Storage Bag

Color Option:



FWA7



Size: 99\*51\*103cm

Wheel: 7" PU wide for beach

Packing Size: 59\*21\*78cm  
20GP: 282ctns

FWA8b



Size: 99\*51\*103cm

Wheel: 8" PU, with brake

Packing Size: 60\*19\*75cm  
20GP: 322ctns



**Contact us**



**THANK YOU**

To discuss product details and get best price

+86 755 2818 0282

[www.dacmake.com](http://www.dacmake.com)

---